


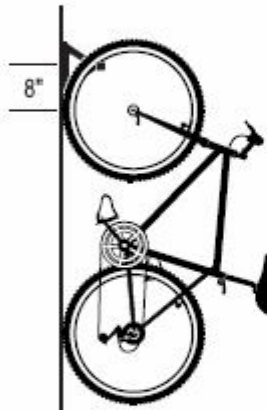
## PIW-1R Bike Hanger

### Mounting Instructions

Rack must be mounted into wall studs or ceiling studs. Locate studs. Mark screw holes at desired location and drill 1/8" pilot holes (very important). Install hook with provided screws and tighten firmly. *Weight limit not to exceed 50 lbs.*



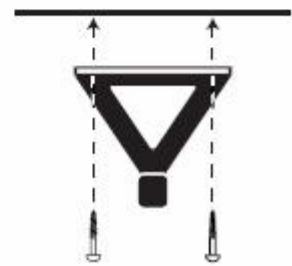
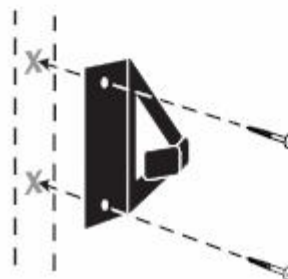
Horizontal Ceiling Mount



Vertical Wall Mount



Vertical Ceiling Mount



**Warning:** Please read installation instructions carefully prior to installing rack. Before using the rack, thoroughly test the fully-weighted rack (with equipment in place) to insure the rack has been installed securely and is functioning properly. Racor, Inc. is not responsible for any damage resulting from improper installation, overloading or product failure.